




GT-CR1 EC



SINGLE TANK CONVEYOR TYPE DISHWASHER **GT-CR 1 EC**



Characteristics

- Auto/manual selections ▶ Simple to use
- HACCP certified machine ▶ Ensure hygiene standard
- Mechanical circuit control ▶ Minimizes down time & repair cost
- Built-in 36 kW booster heater ▶ Ensure sanitized wares
- 2 HP ABB powerful wash motor ▶ Superior washing results
- All stainless steel wash tank components ▶ Durable & reliable

Technical Data	GT-CR 1 EC
Auto fill	Yes
Auto door sensor	Yes
Built-in booster heater	Yes
Auto energy saving system	Yes
Tank heater	9kW
Wash tank capacity	83 ltr
Rinse tank capacity	21 ltr
Conveyor motor	0.55 kW
Wash motor	2 HP
Machine weight	247kg
Loading height	450mm
Booster heater	4x9kW
Rinse consumption	2 ltr / rack
Rack size	500 mm x 500 mm
Power supply	415V/50Hz/3Phase
Heating mode	Steam or electrical
Dimension	W 1150 mm x D 695 mm x H 1640 mm
Machine capacity	225 racks, 6075 pcs 6" plates/hr
Electrical loading	39 kW / 55 A / 3 Phase (alternative heating)

