

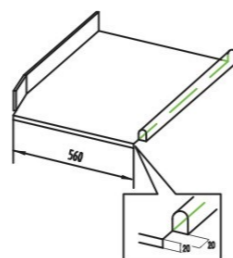
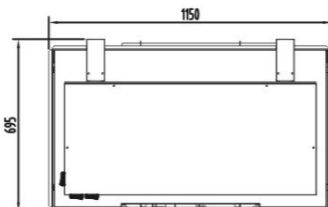
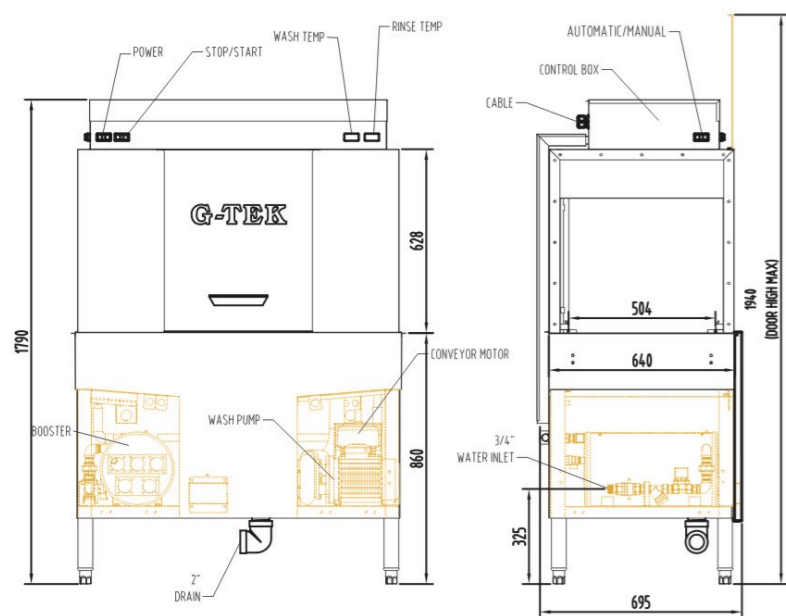
Global-Tek (Singapore) Pte Ltd.

Technical Data

Machine capacity	225 racks ; 5652 dishes / hr.
Wash pump power	1.5 Kw (2 HP)
Door opening height	450 mm
Tank heater	9 Kw
Booster heater	9 Kw x 4
Rinse usage	2 L / rack
Auto fill	YES
Auto door sensor	YES
Auto energy saving system	YES
Net weight	247 kg
Dimension	W1150 x D725 x H1640
Electrical loading	38 Kw (58 A)
Power supply	415V / 50Hz / 3 Phase



Exquisite design with booster heater placing inside the front panel.



SINGLE TANK CONVEYOR TYPE DISH WASHER CR-1/EC



Spacy top-mounted electrical panel for easy service and maintenance.



ASCO solenoid valve provides reliability and durability.





ABB pump motor & alloy impeller guarantee maximum durability.

Characteristics

	Energy saving design	→	Save cost
	Automatic operating system	→	Simple to use
	High efficient performance	→	Reduce labor
	All stainless steel construction	→	Durable and reduce down time
	Powerful washing & sanitizing	→	Improve hygiene image