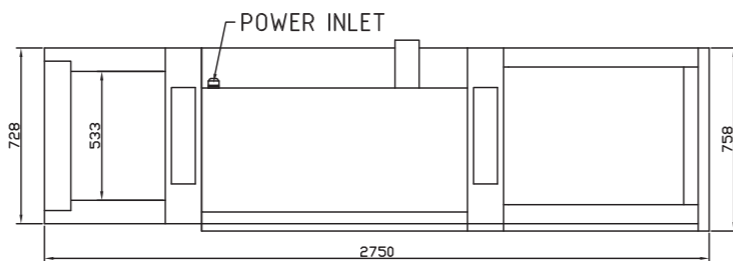
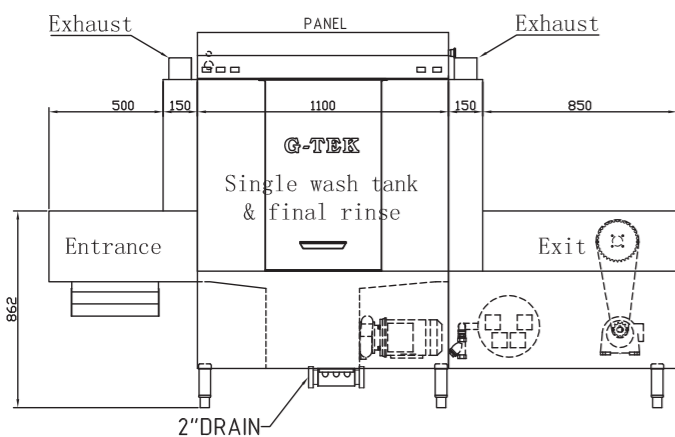
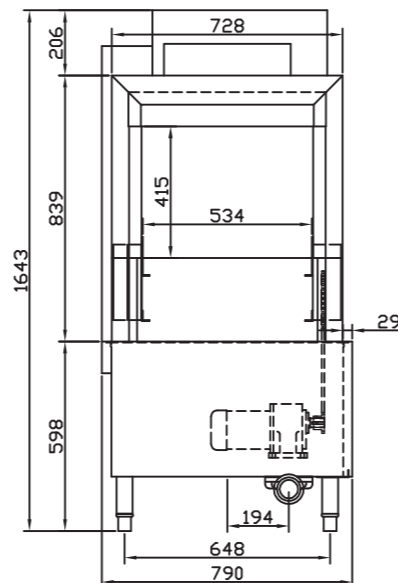


# Global-Tek (Singapore) Pte Ltd.

Technical Data				
Dimension	2750(L) x 790(W) x 1643(H) mm			
Loading Width	536 mm			
Loading Height	420 mm			
Door Opening Height	2110 mm			
Energy Saving Infrared Sensor	YES			
HACCP Temp Alert	YES			
Water Consumption	1.5 L to 1.76 L/rack			
Conveyor Speed	1.7 m/mim - 2.0 m/min			
Converyor Motor	0.5 kW			
Machine Capacity	192 - 360 racks/hr			
Wash Pump	2.2 kW (3 PH)			
Wash Tank Heater	9 kW			
Booster Heater	45 kW			
Electrical Loading	57 kW (70 A)			
Power Supply	380V/50Hz/3 Phase (85 A)			
Optional Dryer	Length	Height	Heater	Motor
	480 mm	2059 mm	13.5 kW	0.25 kW



# SINGLE TANK FLIGHT TYPE DISH WASHER GT-FTC/MF



Surround rinse arms assure 360° coverage and complete sanitizing result.



3 HP ABB pump motor & alloy impeller guarantee maximum durability.



Energy saving infrared sensor control activation of pumps, rinse sprays and dryer.

Single Tank Conveyor Type and Mini Flight Type Machine Comparison		
Conveyor Type	Mini Flight Type	Advantage
Over-stacking commonly found in restaurant	No racks required. Easy loading	Ensure all wares be washed properly
Pots and pan must be hand-washed	Pots and pans can be washed through machine	Pots and pan are washed and sanitized
Transporting of racks causing hysteresis effect	Wares be washed easily and comfortably	Increase working efficiency & avoid breakage
Up and down rinsing effect only	360 degree rinsing	Ensure all wares are sanitized
2 HP wash motor	3 HP wash motor	More powerful thus better cleaning effect or same result with less chemical

Characteristics		
	Water saving	⇒ Saves cost
	Automatic operating system	⇒ Simple to use
	High efficient performance	⇒ Washes more dishes than single tank conveyor
	Require less space than single tank conveyor	⇒ Saves space
	Powerful washing & sanitizing	⇒ Improve hygiene image